



Linear · FDX SERIES Red 625 nm

lumher

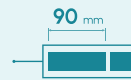


24 V
DC

MASTER
SLAVE



CASCADABLE



INCREMENTAL

CABLE
M12A



MACHINE VISION

CONTINUOUS 1x
STROBE 2x

INTEGRATED



CONTROLLER



POLARIZED

IP40
IP65

36
MONTHS



MADE IN SPAIN

Technical specifications

Power supply voltage	24 Vdc ±5%	
Trigger input	24 Vdc PNP / NPN	
Max. on time	Continuous = unlimited	Strobe = 10 ms
Max. working cycle	Continuous = 1	Strobe = 1/6
Max. consumption Trigger input	1,5 mA	
Max. number of cascadable modules	Power = 24	Strobe = 12
Wavelength	Red	
Beam angle	Semidiffuse	60°
	Ultradiffuse	110°
Electrical protections	Transient overvoltages	YES
	Polarity reversal	YES
	Current sabilizer	YES
IP Rating	IP40 o IP65	
Protection type	Class III	
Operating temperature	-10°C to +40°C	
Storage temperature	0°C to +60 °C	
Max. relative humidity	80% (without condensation)	
Body material	Anodized aluminum	
Side cover material	Anodized aluminum	
Diffuser material	Polycarbonate	
Connection types	M12A, 2m cable, M12A connector with cable	
Standards	RoHs, CE	


(1) The number representing the length of the luminaire is the number of modules it has.

Connection

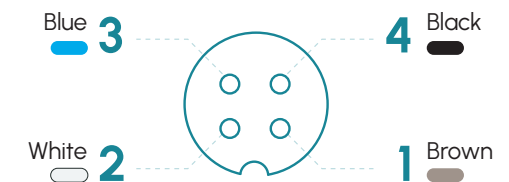
M12A input - Cable	Continuous	Master Continuous - Strobe	Slave Continuous - Strobe
Pin 1 - Brown	+24 Vdc	+24 Vdc	+24 Vdc
Pin 2 - White	Not connected	Trigger NPN	Not connected
Pin 3 - Blue	0 Vdc	0 Vdc	0 Vdc
Pin 4 - Black	Not connected	Trigger PNP	Signal IN - a

M12A output	Continuous	Master Continuous - Strobe	Slave Continuous - Strobe
Pin 1 - Brown	+24 Vdc	+24 Vdc	+24 Vdc
Pin 2 - White	Not connected	Not connected	Not connected
Pin 3 - Blue	0 Vdc	0 Vdc	0 Vdc
Pin 4 - Black	Not connected	Signal OUT - a	Signal OUT - a

M12A Male



M12A Female



Fixings

F00G2, F00G4, F00R1, M6D16

FDX · 625 nm

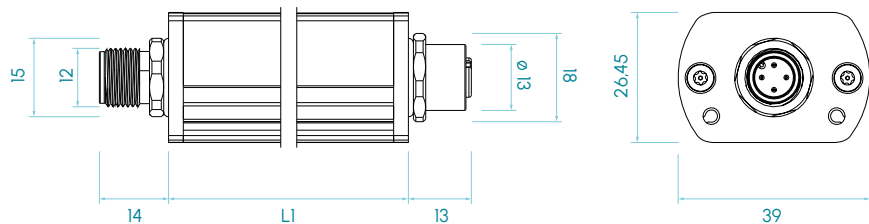


lumher

Measures

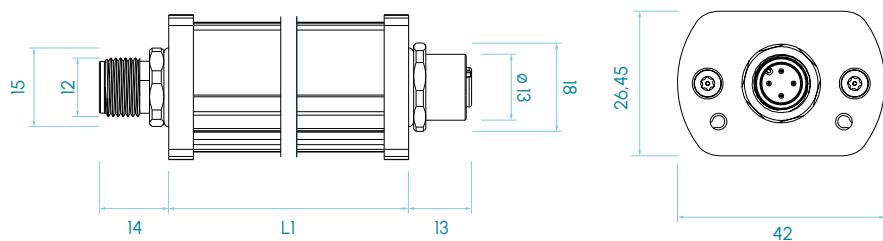
IP40

M12A axial version



IP65

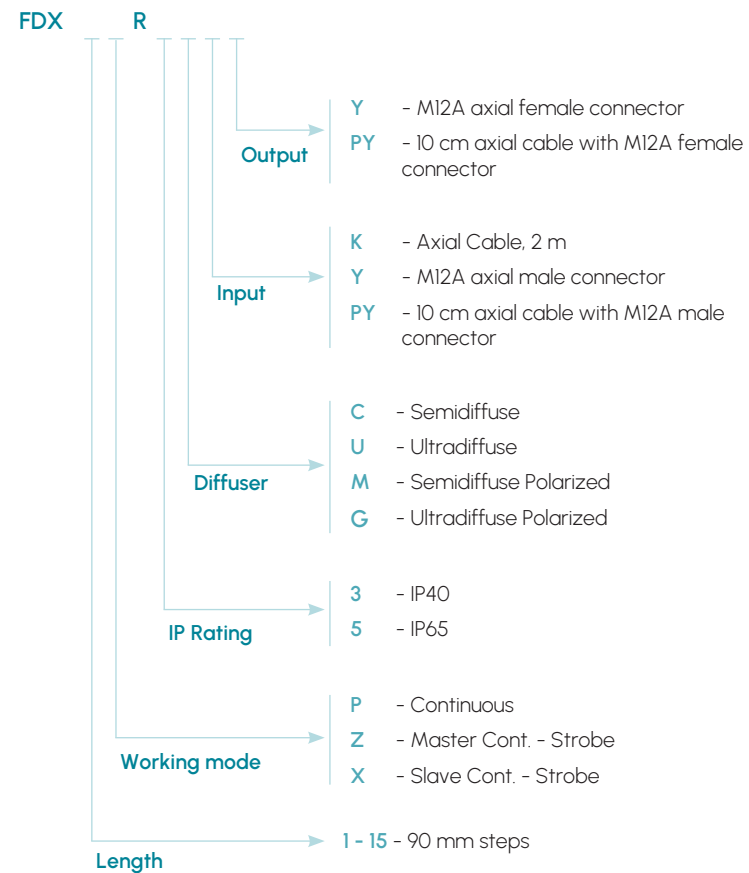
M12A axial version



Measures in mm

FDX · 625 nm

Selection guide



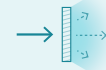
Model FDX · Red 625 nm



FDX

625nm

RED



SEMIDIFFUSE
60°



ULTRADIFFUSE
110°

PHOTOBIOLOGICAL
RISK

RG1 - LOW

60.000h

LIFESPAN

Table of characteristics

	Length	Weight	Luminous flux ⁽²⁾		Power consumed	
	L1 (mm)	(g)	CONT.	STROBE	CONT.	STROBE
FDX 01...	120	256	194	388	3,8	7,6
FDX 02...	210	448	388	775	7,6	15,2
FDX 03...	300	640	581	1.163	11,4	22,8
FDX 04...	390	832	775	1.550	15,2	30,4
FDX 05...	480	1.024	969	1.938	19,0	38,0
FDX 06...	570	1.216	1.163	2.326	22,8	45,6
FDX 07...	660	1.408	1.357	2.713	26,6	53,2
FDX 08...	750	1.600	1.550	3.101	30,4	60,8
FDX 09...	840	1.792	1.744	3.488	34,2	68,4
FDX 10...	930	1.984	1.938	3.876	38,0	76,0
FDX 11...	1.020	2.176	2.132	4.264	41,8	83,6
FDX 12...	1.110	2.368	2.326	4.651	45,6	91,2
FDX 13...	1.200	2.560	2.519	-	49,4	-
FDX 14...	1.290	2.752	2.713	-	53,2	-
FDX 15...	1.380	2.944	2.907	-	57,0	-

(2) Luminous flux (lm) is before diffuser.