Linear · FDX SERIES White 5000K

lumher



24 V
DC

MASTER
SLAVE

CASCADABLE

90 mm
INCREMENTAL

CABLE
M12A

MACHINE VISION

CONTINUOUS 1x
STROBE 2x

INTEGRATED
CONTROLLER

POLARIZED

IP40
IP65

36
MONTHS

EU
MADE IN SPAIN

Technical specifications

Power supply voltage	24 Vdc ±5%	
Trigger input	24 Vdc PNP / NPN	
Max. on time	Continuous = unlimited	Strobe = 10 ms
Max. working cycle	Continuous = 1	Strobe = 1/6
Max. consumption Trigger input	1,5 mA	
Max. number of cascadable modules	Power = 24	Strobe = 12
Wavelength	White	5000 K
Beam angle	Semidiffuse Ultradiffuse	60° 110°
Electrical protections	Transient overvoltages Polarity reversal Current sabilizer	YES YES YES
IP Rating	IP40 o IP65	
Protection type	Class III	
Operating temperature	-10°C to +40°C	
Storage temperature	0°C to +60 °C	
Max. relative humidity	80% (without condensation)	
Body material	Anodized aluminum	
Side cover material	Anodized aluminum	
Diffuser material	Polycarbonate	
Connection types	M12A, 2m cable, M12A connector with cable	
Standards	RoHs, CE	

(1) The number representing the length of the luminaire is the number of modules it has.

Connection

M12A input - Cable	Continuous	Master Continuous - Strobe	Slave Continuous - Strobe
Pin 1 - Brown	+24 Vdc	+24 Vdc	+24 Vdc
Pin 2 - White	Not connected	Trigger NPN	Not connected
Pin 3 - Blue	0 Vdc	0 Vdc	0 Vdc
Pin 4 - Black	Not connected	Trigger PNP	Signal IN - a

M12A output	Continuous	Master Continuous - Strobe	Slave Continuous - Strobe
Pin 1 - Brown	+24 Vdc	+24 Vdc	+24 Vdc
Pin 2 - White	Not connected	Not connected	Not connected
Pin 3 - Blue	0 Vdc	0 Vdc	0 Vdc
Pin 4 - Black	Not connected	Signal OUT - a	Signal OUT - a

M12A Male

M12A Female

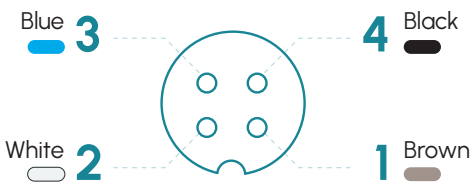

Fixings

F00G2, F00G4, F00R1, M6D16

FDX · 5000K

lumher

Measures

IP40

M12A axial version

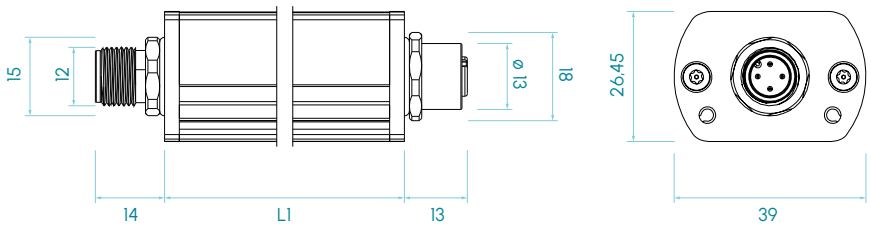

IP65

M12A axial version

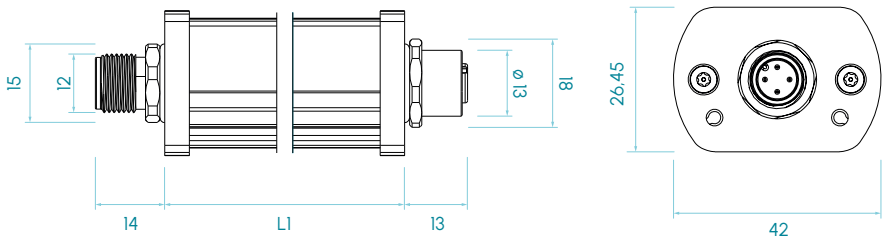

Measures in mm

Selection guide

FDX D

- **Output**
  - Y - M12A axial female connector
  - PY - 10 cm axial cable with M12A female connector
- **Input**
  - K - Axial Cable, 2 m
  - Y - M12A axial male connector
  - PY - 10 cm axial cable with M12A male connector
- **Diffuser**
  - C - Semidiffuse
  - U - Ultradiffuse
  - M - Semidiffuse Polarized
  - G - Ultradiffuse Polarized
- **IP Rating**
  - 3 - IP40
  - 5 - IP65
- **Working mode**
  - P - Continuous
  - Z - Master Cont. - Strobe
  - X - Slave Cont. - Strobe
- **Length**
  - 1 - 15 - 90 mm steps

FDX · 5000K

lumher

Model FDX · White 5000K

FDX

5000K
WHITE

SEMIDIFFUSE 60°

ULTRADIFFUSE 110°

PHOTOBIOLOGICAL RISK
RG1 - LOW

60.000h
LIFESPAN

Table of characteristics

	Length L1 (mm)	Weight (g)	Luminous flux [2] (lm)		Power consumed (W)	
			CONT.	STROBE	CONT.	STROBE
FDX 01...	120	256	608	1.216	3,8	7,6
FDX 02...	210	448	1.216	2.432	7,6	15,2
FDX 03...	300	640	1.824	3.648	11,4	22,8
FDX 04...	390	832	2.432	4.864	15,2	30,4
FDX 05...	480	1.024	3.040	6.080	19,0	38,0
FDX 06...	570	1.216	3.648	7.296	22,8	45,6
FDX 07...	660	1.408	4.256	8.512	26,6	53,2
FDX 08...	750	1.600	4.864	9.728	30,4	60,8
FDX 09...	840	1.792	5.472	10.944	34,2	68,4
FDX 10...	930	1.984	6.080	12.160	38,0	76,0
FDX 11...	1.020	2.176	6.688	13.376	41,8	83,6
FDX 12...	1.110	2.368	7.296	14.592	45,6	91,2
FDX 13...	1.200	2.560	7.904	-	49,4	-
FDX 14...	1.290	2.752	8.512	-	53,2	-
FDX 15...	1.380	2.944	9.120	-	57,0	-

(2) Luminous flux (lm) is before diffuser.

lumher